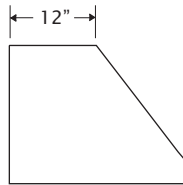


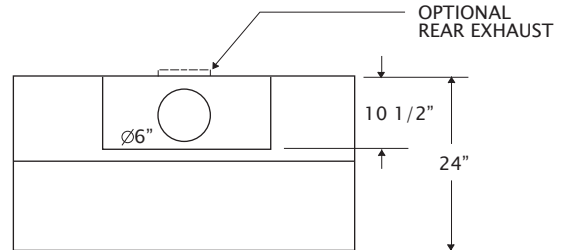
PRO FEATURES AND SPECIFICATIONS

18" x 48" PRO Hood

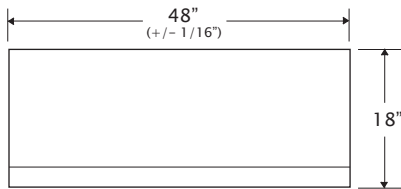
MODEL:
BC-PRO48HOOD



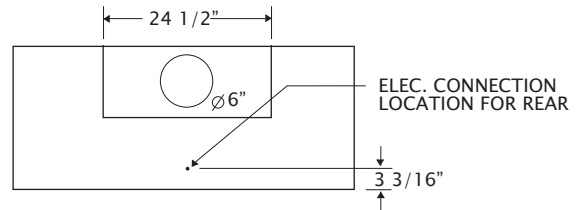
SIDE VIEW



TOP VIEW



FRONT VIEW



BACK VIEW

Dimensions	18"H x 48"W x 24"D
Vent	External, top or rear exhaust (must be specified at time of order)
Blower	600 CFM
Electrical	120 VAC, 15 Amps

FEATURES:

Commercial grade 16 gauge 300 stainless steel construction, Welded seamless corners, Dishwasher safe stainless steel baffle filters, Variable blower control, Halogen lamps with dimmer control, Largest filtered capture in the industry

INSTALL NOTES: Allow 30"-36" between stove top and bottom of range hood (or per your local city codes).

