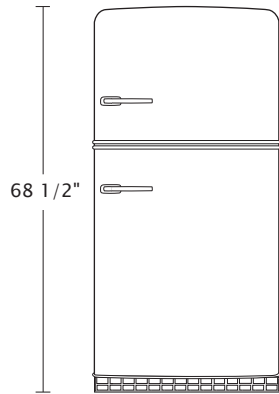
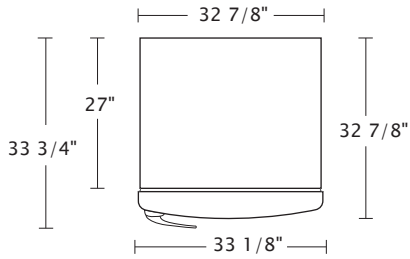
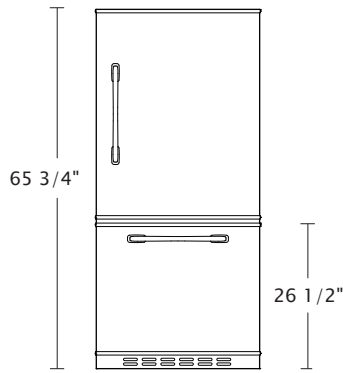
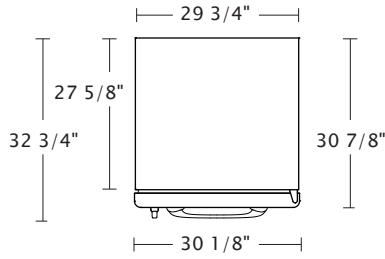


REFRIGERATOR FEATURES AND SPECIFICATIONS

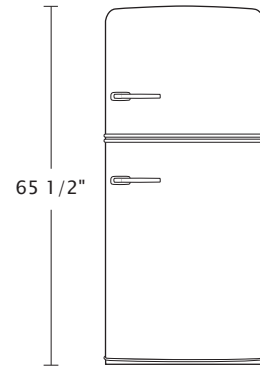
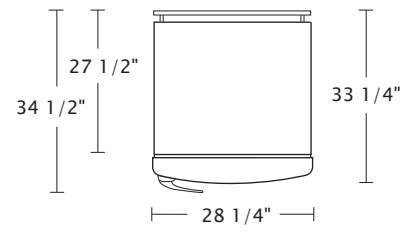
ORIGINAL SIZE- 20.9 cu.ft.



RETROPOLITAN- 18.5 cu.ft.



STUDIO SERIES- 14.4 cu.ft.



Total Capacity	20.9 cu. ft.	Total Capacity	18.5 cu. ft.	Total Capacity	14.4 cu. ft.
Refrigerator Capacity	14.5 cu. ft.	Refrigerator Capacity	12.9 cu. ft.	Refrigerator Capacity	10.6 cu. ft.
Freezer Capacity	6.4 cu. ft.	Freezer Capacity	5.6 cu. ft.	Freezer Capacity	3.8 cu. ft.
Clearance: Back	1/2 in.	Clearance: Back	1/2 in.	Clearance: Back	1/2 in.
Clearance: Side	1/4 in.	Clearance: Side	1/4 in.	Clearance: Side	1/4 in.
Side Clearance for door to open 90°	4 1/2 in.	Side Clearance for door to open 90°	3 1/2 in.	Side Clearance for door to open 90°	4 1/2 in.
Adjustable Rollers	Standard	Adjustable Rollers	Standard	Adjustable Rollers	Standard
Energy Guide (kWh/year)	416 (E Star)	Energy Guide (kWh/year)	448 (E Star)	Energy Guide (kWh/year)	438
Power Rating	115V, 60Hz, AC only, 15 or 20 amp fused	Power Rating	115V, 60Hz, AC only, 15 or 20 amp fused	Power Rating	115V, 60Hz, AC only, 15 or 20 amp fused

FEATURES:

Stamped Metal Body, Chrome Trim, 2 Half-Width Clear Crisper Drawers, Gallon Door Storage, Temperature Management System, 1 Fixed Full-Width Freezer Shelf, 3 Easy-Clean Spill-Proof Glass Shelves, Energy Star Rated, Optional Ice Maker, Available Left Hand Hinge, 1 Year Parts and Labor Warranty

FEATURES:

Stamped Metal Body, Chrome Trim, Energy Star Rated, Gallon Door Storage, 2 Half-Width Clear Crisper Drawers, Four Half-Width Adjustable Glass Shelves, Temperature Management System, Slide-Out Upper Freezer Basket, Glide-Out Freezer Basket with Organizer, Optional Ice Maker, Available Left Hand Hinge, 1 Year Parts and Labor Warranty

FEATURES:

Stamped Metal Body, Chrome Trim, 2 Half-Width Crisper Drawers, Adjustable Shelving, Available Left, Hand Hinge, Temperature Management System, Optional Ice Maker, 1 Year Parts and Labor Warranty



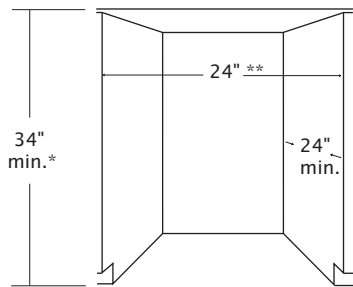
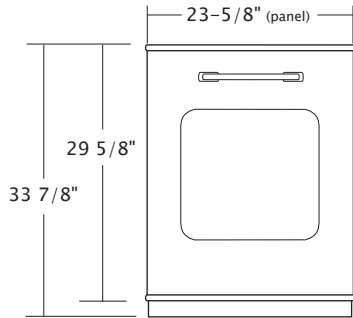
TEL: 303.444.4050

EMAIL: info@bigchillfridge.com

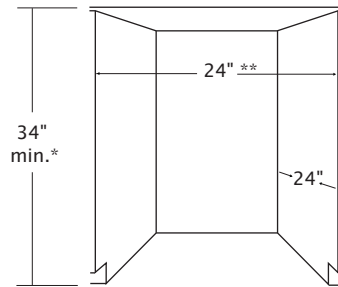
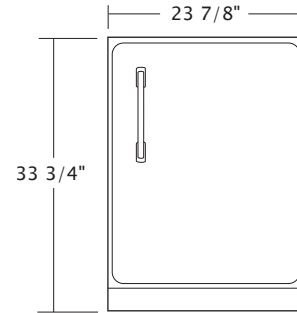
WEB: www.bigchill.com

FEATURES AND SPECIFICATIONS

DISHWASHER



UNDER COUNTER REFRIGERATOR



Capacity	14 Place Settings
Number of Cycles	4
Cycles	Heavy Duty, Normal, Light/ China, Rinse Only
Cycle Options	6
Sound Reduction System	Whisper Quiet® Plus (52 dBA)
Energy Guide (kWh/year)	334 (Energy Star Qualified)
Warranty	One Year Parts and Labor
Electrical	15 OR 20 Ampere, 120 Volts, 60 Hertz (1/second). AC-ONLY. Use copper wire only. Grounded circuit is REQUIRED. A time-delay fuse or circuit breaker and separate circuit is recommended.

FEATURES:

Stamped Metal Body, Authentic chrome trim,
Commercial Grade Stainless Steel Interior, Energy Star Qualified

* Measured from the lowest point on the underside of countertop.

** Minimum, measured from narrowest point of opening

Total Capacity	6.1 cubic feet
Height	33-3/4"
Width	23-7/8"
Depth	25" (26-1/2" inc. handle)
Weight	120lbs
Energy Guide (kWh/year)	301 (Energy Star Qualified)
Warranty	One Year Parts and Labor, 5 Years on Compressor

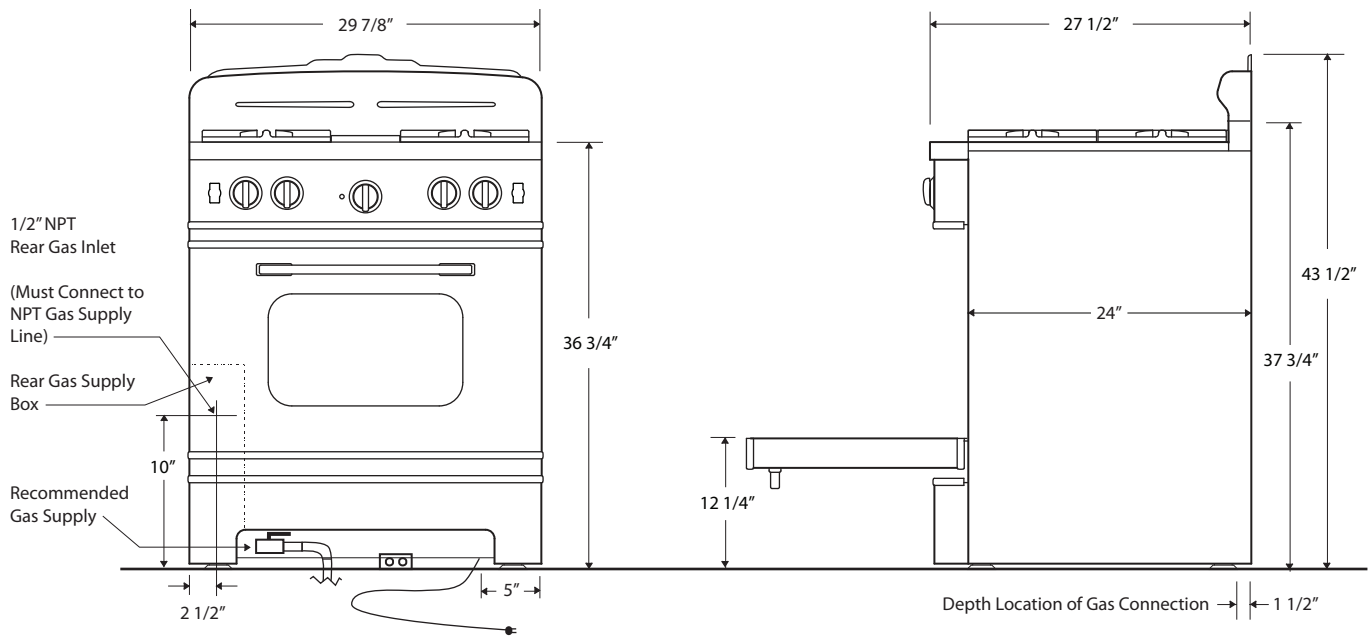
FEATURES:

Stamped Metal Body, Temperature Management System, Energy Star,
Optional Interior Freezer (Refrigerator 5.3 cu. ft., freezer 0.73 cu. ft.),
Available Left Hand Hinge, Interior Shelving in both the door and cabinet,
Includes door ajar alarm, Amber LED temperature display

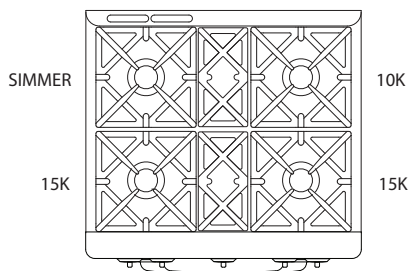
* Measured from the lowest point on the underside of countertop.

** Minimum, measured from narrowest point of opening.

RANGE FEATURES AND SPECIFICATIONS



Front Burners	15,000 BTU	*Easy to clean Sealed Burner Top
Back Left Burner (Simmer)	6,000 BTU	*Automatic electronic ignition and re-ignition system
Back Right Burner	10,000 BTU	*24" depth for compatibility with standard kitchen cabinetry
Infrared Broiler Rating	15,000 BTU	*Convection fan
Oven Burner Rating	30,000 BTU	*Full Extension oven rack
Electrical Requirements	120 VAC, 15 Amps,	*Heavy-duty, commercial stainless steel construction
*(Unit must be on a non-GFI, dedicated outlet)	Single Phase	*1 year parts and labor warranty
Operating Gas Pressure	NAT: 5.0" WC LP: 10.0" WC	OVEN CAPACITY: The cavity design of the oven provides the most precise temperature control, which delivers even heat distribution resulting in versatile performance. It has the largest oven capacity available on a 30" range and will accommodate a full-size commercial 18" x 26" baking sheet.
Install Clearance:	0" Side Cabinet 0" Back Wall 3" Top Cabinet Per Side	INFRARED BROILER: Because of its popularity in the commercial market, the direct-fired ceramic infrared broiler is standard on all residential ranges. The large burner produces 1850 F of intense, searing heat close to the burner, while effecting a gentler broiling for foods placed farther away. The broiler is fully recessed into the oven's top to create maximum cooking space.

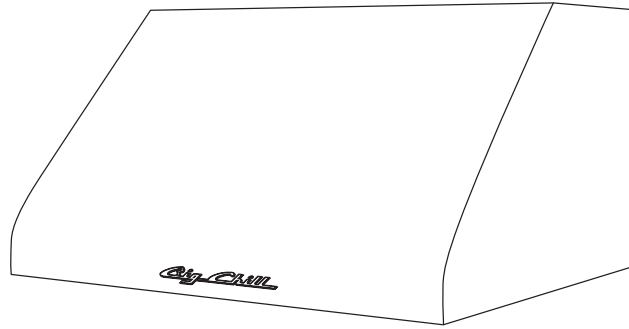


FULL MOTION GRATES:

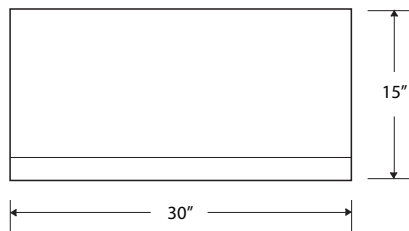
Bring sauce to a boil while stirring on a front burner, then slide it to the rear to simmer while you saute up front! Our full motion grates allow you to easily reposition pots and pans from front to rear burners without lifting. The grates are also oversized to accommodate the largest stock pots and saute pans.



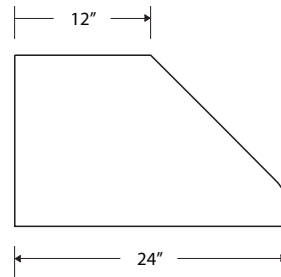
RANGE HOOD FEATURES AND SPECIFICATIONS



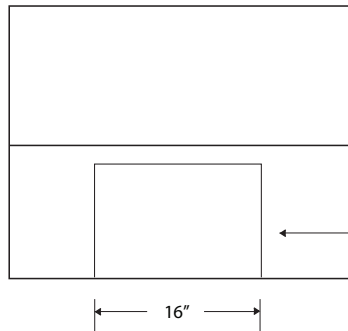
FRONT VIEW



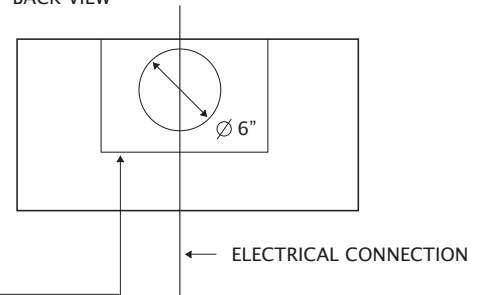
SIDE VIEW



TOP VIEW



BACK VIEW



CUT OUT TO FIT L-BRACKET WITH BLOWER

ELECTRICAL CONNECTION

ELECTRICAL REQUIREMENTS:

- *120 VAC, 15 Amps
- *Light bulbs are PAR 16 60 watt halogen
- *Blowers must be purchased separately

STANDARD FEATURES:

- *Commercial grade 18 gauge 300 stainless steel construction
- *600 CFM blower
- *Welded seamless corners
- *Dishwasher safe stainless steel baffle filters
- *Variable blower control
- *Halogen lamps with dimmer control
- *Reversible top or rear exhaust
- *Largest filtered capture in the industry

