



where vintage meets modern

Our retro appliances express the look and nostalgia of a bygone era with the modern efficiency and dependability you can expect from Big Chill.

Big Chill

Get out of the box

tel 303-444-4050

fax 720-565-0650

email info@bigchillfridge.com

web www.bigchillfridge.com

introducing...

Big Chill

retro ranges



beach blue



jadite green



buttercup yellow



cherry red



orange



pink lemonade



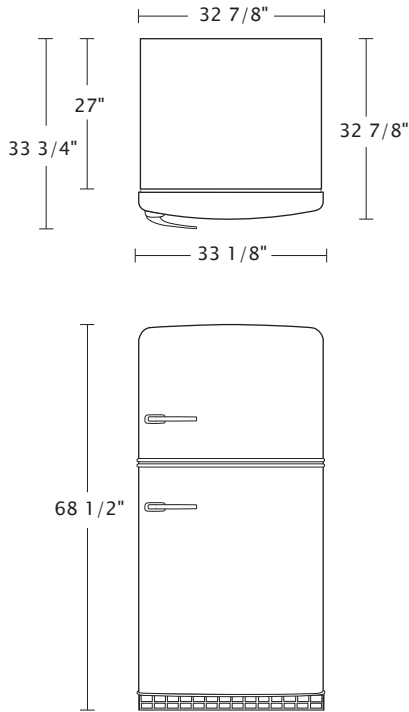
black



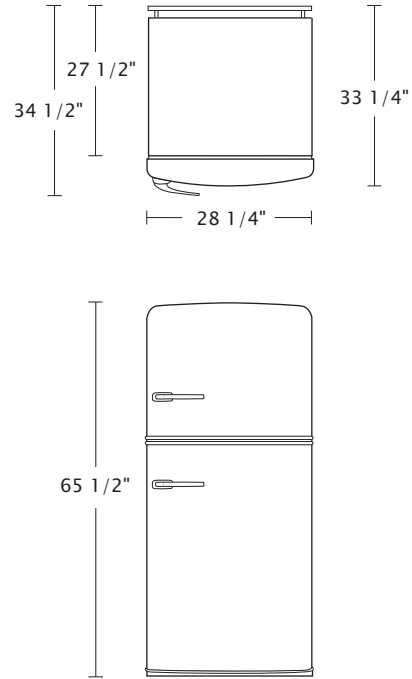
white

REFRIGERATOR FEATURES AND SPECIFICATIONS

ORIGINAL SIZE- 20.9 cubic feet



STUDIO SERIES- 14.4 cubic feet



Total Capacity	20.9 cu. ft.
Refrigerator Capacity	14.5 cu. ft.
Freezer Capacity	6.4 cu. ft.
Cabinet Width	32 7/8 in.
Door Width	33 1/8 in.
Overall Depth (coil free back)	33 3/4 in.
Depth (minus handles)	32 7/8 in.
Depth (cabinet only)	27 in.
Height	68 1/2 in.
Clearance: Back	1/2 in.
Clearance: Side	1/4 in.
Side Clearance for door to open 90°	4 1/2 in.
Adjustable Rollers	Standard
Energy Guide (kWh/year)	413 (Energy Star Rated)
Power Rating	115V, 15A, 60Hz

Total Capacity	14.4 cu. ft.
Refrigerator Capacity	10.6 cu. ft.
Freezer Capacity	3.8 cu. ft.
Cabinet Width	28 1/4 in.
Door Width	28 1/4 in.
Overall Depth (including coils)	34 1/2 in.
Depth (minus handles)	33 1/4 in.
Depth (cabinet and coils only)	27 1/2 in.
Height	65 1/2 in.
Clearance: Back	1/2 in.
Clearance: Side	1/4 in.
Side Clearance for door to open 90°	4 1/2 in.
Adjustable Rollers	Standard
Energy Guide (kWh/year)	438
Power Rating	115V, 15A, 60H

FEATURES:

Stamped Metal Body, Authentic Chrome Trim, 2 Half-Width Clear Crisper Pans, Temperature Management System, 1 Adjustable Full-Width Freezer Shelf, 3 Easy-Clean Spill-Proof Glass Shelves, Energy Star Available, Optional Interior Ice Maker, Available Left Hand Hinge, 1 Year Warranty on Parts and Labor, 5 Year Warranty on the Compressor

FEATURES:

Stamped Metal Body, Authentic Chrome Trim, Full-Width Crisper, Available Left Hand Hinge, Temperature Management System, Optional Interior Ice Maker, 1 Year Warranty on Parts and Labor, 5 Year Compressor Warranty



DISHWASHER FEATURES AND SPECIFICATIONS

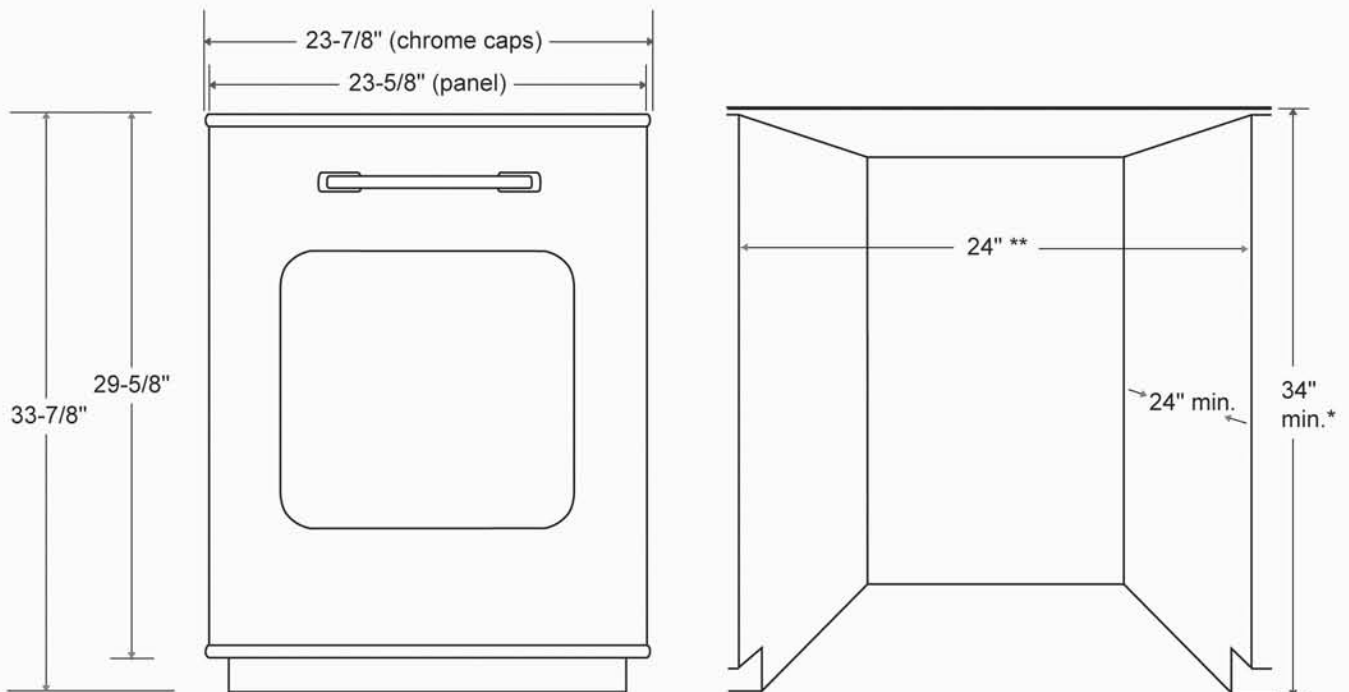
*Stamped metal body

*Authentic chrome trim

*Commercial Grade Stainless Steel Interior

*Energy Star Qualified

Capacity	14 Place Settings
Number of Cycles	4
Cycles	Heavy Duty, Normal, Light/ China, Rinse Only
Cycle Options	6
Lower Rack	2 Fold Down Rack Tines: 3 Position Back/2 Position Front Row
Upper Rack	2-Pos Adjus w/2-Pos Fold-Down Tines & 6 Sure-Hold® Clips
Sound Reduction System	Whisper Quiet® Plus (52 dBA)
Energy Guide (kWh/year)	334 (Energy Star Qualified)
Warranty	One Year Parts and Labor
Electrical	15 OR 20 Ampere, 120 Volts, 60 Hertz (1/second). AC-ONLY. USE COPPER WIRE ONLY. GROUNDED CIRCUIT IS REQUIRED. A TIME-DELAY FUSE OR CIRCUIT BREAKER AND SEPARATE CIRCUIT IS RECOMMENDED.

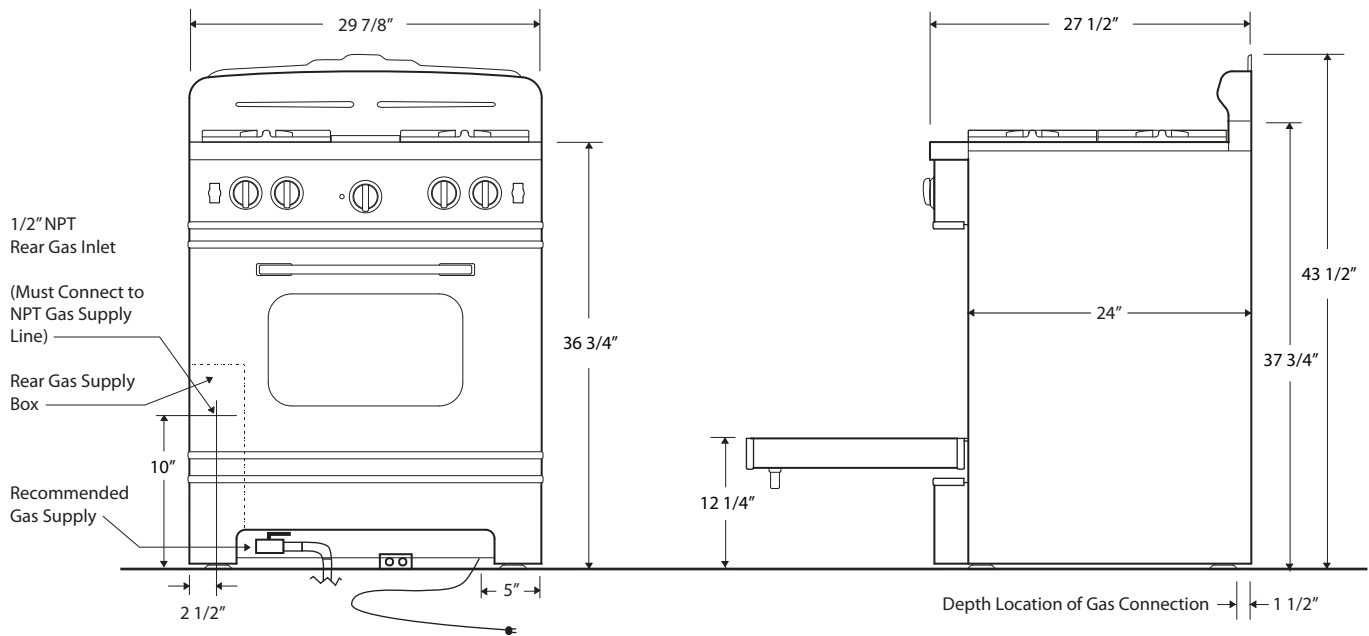


Big Chill

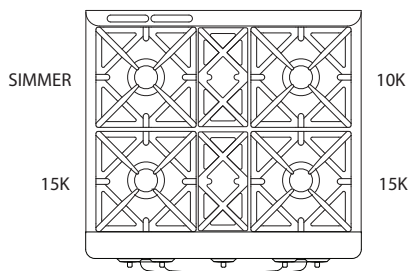
* Measured from the lowest point on the underside of countertop. May be reduced to 33-7/8" by removing wheels from dishwasher.

** Minimum, measured from narrowest point of opening.

RANGE FEATURES AND SPECIFICATIONS



Front Burners	15,000 BTU	*Easy to clean Sealed Burner Top
Back Left Burner (Simmer)	6,000 BTU	*Automatic electronic ignition and re-ignition system
Back Right Burner	10,000 BTU	*24" depth for compatibility with standard kitchen cabinetry
Infrared Broiler Rating	15,000 BTU	*Convection fan
Oven Burner Rating	30,000 BTU	*Full Extension oven rack
Electrical Requirements	120 VAC, 15 Amps,	*Heavy-duty, commercial stainless steel construction
*(Unit must be on a non-GFI, dedicated outlet)	Single Phase	*1 year parts and labor warranty
Operating Gas Pressure	NAT: 5.0" WC LP: 10.0" WC	OVEN CAPACITY:
Install Clearance:	0" Side Cabinet 0" Back Wall 3" Top Cabinet Per Side	The cavity design of the oven provides the most precise temperature control, which delivers even heat distribution resulting in versatile performance. It has the largest oven capacity available on a 30" range and will accommodate a full-size commercial 18" x 26" baking sheet.



INFRARED BROILER:

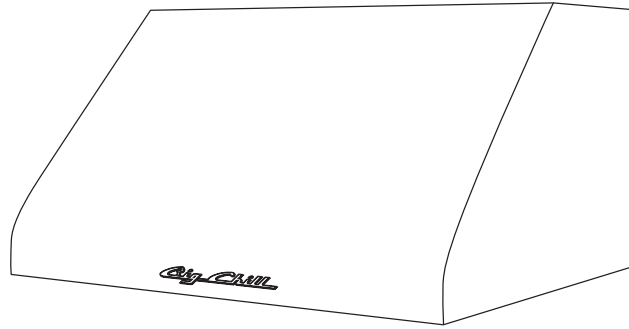
Because of its popularity in the commercial market, the direct-fired ceramic infrared broiler is standard on all residential ranges. The large burner produces 1850 F of intense, searing heat close to the burner, while effecting a gentler broiling for foods placed farther away. The broiler is fully recessed into the oven's top to create maximum cooking space.

FULL MOTION GRATES:

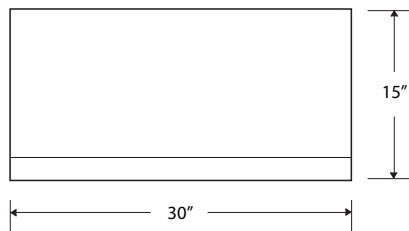
Bring sauce to a boil while stirring on a front burner, then slide it to the rear to simmer while you saute up front! Our full motion grates allow you to easily reposition pots and pans from front to rear burners without lifting. The grates are also oversized to accommodate the largest stock pots and saute pans.



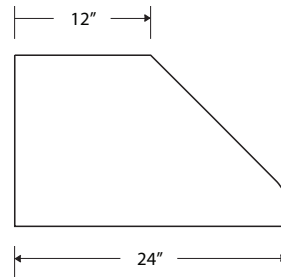
RANGE HOOD FEATURES AND SPECIFICATIONS



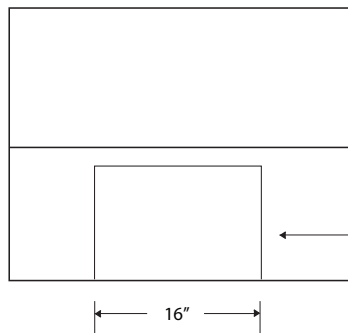
FRONT VIEW



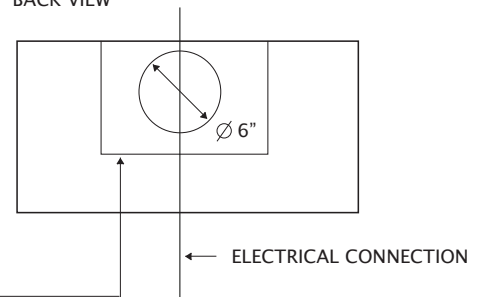
SIDE VIEW



TOP VIEW



BACK VIEW



CUT OUT TO FIT L-BRACKET WITH BLOWER

ELECTRICAL CONNECTION

ELECTRICAL REQUIREMENTS:

- *120 VAC, 15 Amps
- *Light bulbs are PAR 16 60 watt halogen
- *Blowers must be purchased separately

STANDARD FEATURES:

- *Commercial grade 18 gauge 300 stainless steel construction
- *600 CFM blower
- *Welded seamless corners
- *Dishwasher safe stainless steel baffle filters
- *Variable blower control
- *Halogen lamps with dimmer control
- *Reversible top or rear exhaust
- *Largest filtered capture in the industry





P.O. Box 892, Boulder, CO 80306 tel: 303-444-4050 fax: 720-565-0650
 email: info@bigchillfridge.com web: www.bigchillfridge.com

MODEL	DESCRIPTION	RETAIL
RANGES		
BCS30*	30" All Gas Range (29 7/8"W x 43 1/2"H x 27 1/2"D) *Ranges available in Natural Gas (NG) or Propane (LPG).	\$4295
COLOR OPTIONS FOR RANGE White (WT), Black (BK), Beach Blue (BB), Cherry Red (CR), Buttercup Yellow (BY), Jadite Green (JG), Pink Lemonade (PL), Orange (OR)		\$0
RANGE HOODS		
BCH3015	30" Hood (30"W x 15"H x 24"D). 600 CFM blower included.	\$1395
REFRIGERATORS		
21TF	20.9 cu.ft. Top Freezer Refrigerator (33"W x 68 1/2"H x 33 1/2"D)	\$2695
14TF	14.4 cu.ft. Top Freezer Refrigerator (28 1/2"W x 65"H x 33"D)	\$2495
COLOR OPTIONS FOR REFRIGERATORS: White (WT), Black (BK), Beach Blue (BB), Cherry Red (CR), Buttercup Yellow (BY), Jadite Green (JG), Pink Lemonade (PL), Orange (OR)		\$0
Custom RAL Color (CC)		\$400
Beach Cruiser (Split Color)		\$800
OPTIONS FOR REFRIGERATORS:		
ICE	Factory Installed Ice Maker	\$150
LEFT HANDLE	Left Handle / Hinge Right	\$0
RIGHT HANDLE	Right Handle / Hinge Left (Standard)	\$0
DISHWASHERS/ DISHWASHER PANELS		
DW24	24" Dishwasher, Stainless Steel Tub, Panel included.	\$1695
DWP24*	Panel Only *Our dishwasher panel is designed to fit KitchenAid Fully Integrated dishwashers. Other brands may fit our panel as well.	\$525
SHIPPING		
CURBSIDE	Curbside delivery (Price is per appliance- Fridge or Stove)	\$295
INSIDE	With an Inside delivery our shippers uncrate your appliance, bring it into your kitchen, remove all packaging and take the debris with them. Stairs, door removal and old fridge/ stove removal are extra charges. (Price is per appliance- Fridge or Stove)	\$395
STAIR CARRY	Price per flight of stairs	\$50
DOOR REMOVAL	Price for removal of doors to access home	\$95
FRIDGE REMOVAL	Price to remove old appliance to your curb	\$95
DISHWASHER SHIPPING	\$195 if shipped alone. \$95 if shipped with refrigerator	
HOOD SHIPPING	\$195 if shipped alone. \$95 if shipped with stove	